





**WORLD AQUATICS  
CHAMPIONSHIPS  
SINGAPORE 2025**



**OPEN WATER SWIMMING  
RESULTS REPORT**

**WORLD AQUATICS  
CHAMPIONSHIPS**  
SINGAPORE 2025



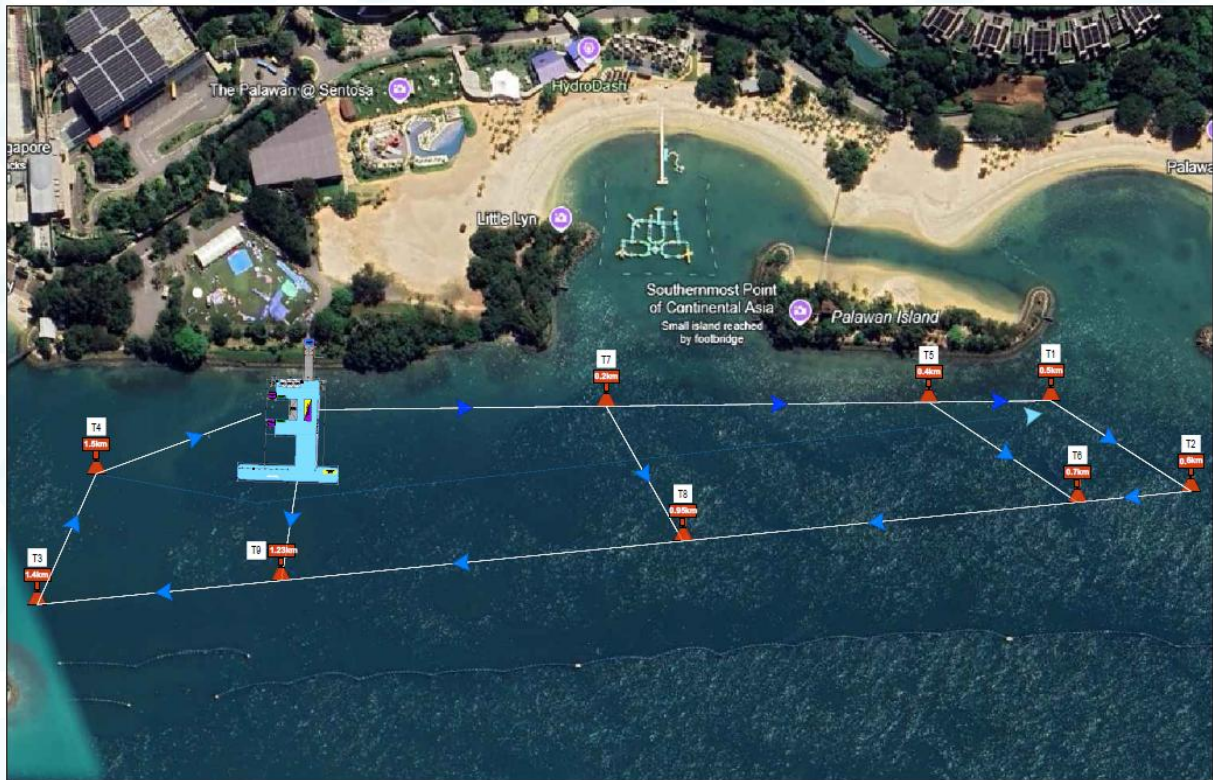
## TABLE OF CONTENTS

<b>CHAPTER A – Singapore 2025 Highlights</b> .....	<b>3</b>
1. COURSE MAP.....	3
2. FASTEST SPLITS AND FINAL TIMES PER EVENT.....	3
2.1. WOMEN'S 5KM.....	4
2.2. MEN'S 5KM.....	4
2.3. WOMEN'S 10KM.....	4
2.4. MEN'S 10KM.....	4
2.5. WOMEN'S 3KM KNOCKOUT SPRINT.....	5
2.6. MEN'S 3KM KNOCKOUT SPRINT.....	5
2.7. MIXED 4X1500M RELAY.....	6
2.7.1. FASTEST MALE AND FEMALE PER LEG.....	6
2.7.2. FASTEST MALE LEG AND FEMALE LEG (OVERALL).....	6
<b>CHAPTER B – Medal distribution</b> .....	<b>6</b>
1. MEDALS SUMMARY OF SINGAPORE 2025 WORLD CHAMPIONSHIPS.....	6
2. OPEN WATER SWIMMING MEDALS PERCENTAGE PER CONTINENT IN THE FIVE LAST WORLD CHAMPIONSHIPS.....	7
3. OPEN WATER SWIMMING WORLD CHAMPIONSHIPS' MEDALISTS SINCE 2001.....	9
3.1. WOMEN'S 5KM.....	9
3.2. MEN'S 5KM.....	9
3.3. WOMEN'S 10KM.....	10
3.4. MEN'S 10KM.....	10
<b>CHAPTER C – Results</b> .....	<b>11</b>
1. EVOLUTION OF RESULTS AMONG THE FIVE LAST WORLD CHAMPIONSHIPS: GOLD, SILVER AND BRONZE MEDALISTS.....	11
5KM EVENT.....	11
1.1. WOMEN'S (LEFT) AND MEN'S (RIGHT) 5KM GOLD MEDALISTS' PROGRESSION.....	11
1.2. WOMEN'S (LEFT) AND MEN'S (RIGHT) 5KM SILVER MEDALISTS' PROGRESSION.....	11
10KM EVENT.....	12
1.4. WOMEN'S (LEFT) AND MEN'S (RIGHT) 10KM GOLD MEDALISTS' PROGRESSION.....	12
1.5. WOMEN'S (LEFT) AND MEN'S (RIGHT) 10KM SILVER MEDALISTS' PROGRESSION.....	12
1.6. WOMEN'S (LEFT) AND MEN'S (RIGHT) 10KM BRONZE MEDALISTS' PROGRESSION.....	13
<b>CHAPTER D – Race Analysis</b> .....	<b>13</b>
1. WOMEN'S 5KM (TOP 30).....	13
2. MEN'S 5KM (TOP 30).....	15
3. WOMEN'S 10KM (TOP 30).....	16
4. MEN'S 10KM.....	18
5. MIXED 4X1500M.....	18
<b>CHAPTER E – World Ranking variation</b> .....	<b>21</b>



**CHAPTER A – Singapore 2025 Highlights**

**1. COURSE MAP**



**2. FASTEST SPLITS AND FINAL TIMES PER EVENT**

Event	NF	Gold medalists, best time
Women's 3km Knockout Sprint	JPN	KAJIMOTO Ichika [Heat 1] 18:09.90 [Semifinal] 12:09.70 [Final] <b>6:19.90</b>
Men's 3km Knockout Sprint	GER	WELLBROCK Florian [Heat 2] 17:00.40 [Semifinal] 11:27.20 [Final] <b>5:46.00</b>
Women's 5km	AUS	JOHNSON Moesha, <b>1:02:01.30</b>
Men's 5km	GER	WELLBROCK Florian, <b>57:26.40</b>
Women's 10km	AUS	JOHNSON Moesha, <b>2:07:51.30</b>
Men's 10km	GER	WELLBROCK Florian, <b>1:59:55.50</b>
Mixed 4x1500m Relay	GER	<b>1:09:13.30</b> RIEDER Celine KLEMET Oliver GOSE Isabel WELLBROCK Florian



**WORLD AQUATICS  
CHAMPIONSHIPS  
SINGAPORE 2025**

**2.1. Women's 5km**

<b>Split/Lap / Distance</b>	<b>Name (NF)</b>	<b>Best Split Time</b>
Split 0.5 / 0.8km	JOHNSON Moesha Jae (AUS)	6:45.20
Lap 1 / 1.7km	JOHNSON Moesha Jae (AUS)	20:37.60
Split 1.5 / 2.5km	JOHNSON Moesha Jae (AUS)	27:44.00
Lap 2 / 3.4km	JOHNSON Moesha Jae (AUS)	41:16.70
Split 2.5 / 4.2km	JOHNSON Moesha Jae (AUS)	48:21.60
Lap 3 / 5.0km	<b>JOHNSON Moesha Jae (AUS)</b>	<b>1:02:01.30</b>

**2.2. Men's 5km**

<b>Split/Lap / Distance</b>	<b>Name (NF)</b>	<b>Best Split Time</b>
Split 0.5 / 0.8km	BETLEHEM David (HUN)	6:35.60
Lap 1 / 1.7km	BETLEHEM David (HUN)	18:34.20
Split 1.5 / 2.5km	BETLEHEM David (HUN)	25:51.60
Lap 2 / 3.4km	WELLBROCK Florian (GER)	37:56.80
Split 2.5 / 4.2km	WELLBROCK Florian (GER)	45:21.00
Lap 3 / 5.0km	<b>WELLBROCK Florian (GER)</b>	<b>57:26.40</b>

**2.3. Women's 10km**

<b>Split/Lap / Distance</b>	<b>Name (NOC)</b>	<b>Best Split Time</b>
Split 0.5 / 0.8km	ERSHOVA Margarita (NAB)	7:44.60
Lap 1 / 1.7km	ERSHOVA Margarita (NAB)	20:34.00
Split 1.5 / 2.5km	ERSHOVA Margarita (NAB)	29:28.00
Lap 2 / 3.4km	JOHNSON Moesha Jae (AUS)	42:33.90
Split 2.5 / 4.2km	JOHNSON Moesha Jae (AUS)	51:08.90
Lap 3 / 5.0km	JOHNSON Moesha Jae (AUS)	1:04:01.00
Split 3.5 / 5.9km	JOHNSON Moesha Jae (AUS)	1:12:46.80
Lap 4 / 6.7km	JOHNSON Moesha Jae (AUS)	1:25:23.70
Split 4.5 / 7.6km	JOHNSON Moesha Jae (AUS)	1:34:15.20
Lap 5 / 8.4km	JOHNSON Moesha Jae (AUS)	1:46:53.80
Split 5.5 / 9.2km	JOHNSON Moesha Jae (AUS)	1:55:26.20
Lap 6 / 10.0km	<b>JOHNSON Moesha Jae (AUS)</b>	<b>2:07:51.30</b>

**2.4. Men's 10km**

Due to a timing issue this information cannot be provided.



# WORLD AQUATICS CHAMPIONSHIPS SINGAPORE 2025

## 2.5. Women's 3km Knockout Sprint

Unit	Name (NF)	Best Time
Heat 1	TADDEUCCI Ginevra (ITA)	18:09.70
Heat 2	MISHARINA Kseniia (NAB)	18:33.30
Semifinal	JOHNSON Moesha Jae (AUS)	12:09.60
Final	<b>KAJIMOTO Ichika (JPN)</b>	<b>6:19.90</b>



Semifinalists and the ranking achieved at Semifinals are displayed in two columns: those participants that competed in Heat 1 on the left, and those that competed in Heat 2 on the right. Seven (7) of the ten (10) finalists qualified from Heat 1, and the other five (3) from the Heat 2. Finalists and the ranking they achieved at the final are included in the center of the graphic.

## 2.6. Men's 3km Knockout Sprint

Unit	Name (NF)	Best Time
Heat 1	DIODATO Matteo (ITA)	17:00.90
Heat 2	WELLBROCK Florian (GER)	17:00.40
Semifinal	WELLBROCK Florian (GER)	11:27.20
Final	<b>WELLBROCK Florian (GER)</b>	<b>5:46.00</b>





# WORLD AQUATICS

## CHAMPIONSHIPS

### SINGAPORE 2025

Semifinalists and the ranking achieved at Semifinals are displayed in two columns: those participants that competed in Heat 1 on the left, and those that competed in Heat 2 on the right. Five (5) of the ten (10) finalists qualified from Heat 1, and the other five (5) from the Heat 2. Finalists and the ranking they achieved at the final are included in the center of the graphic.

## 2.7. Mixed 4x1500m Relay

### 2.7.1. Fastest Male and Female per Leg

Leg / Gender	Name (NF)	Best Split Time
Leg 1 / M	THAMMANANTHACHOTE Ratthawit (THA)	17:05.90
Leg 1 / F	ERSHOVA Margarita (NAB)	17:24.80
Leg 2 / M	OLIVIER Marc-Antoine (FRA)	16:48.50
Leg 2 / F	MIHALYVARI-FARKAS Viktoria (HUN)	18:01.50
Leg 3 / M	GUIDI Marcello (ITA)	16:52.80
Leg 3 / F	JOHNSON Moesha (AUS)	17:44.50
Leg 4 / M	BETLEHEM David (HUN)	16:34.30
Leg 4 / F	VAN RENSBURG Catherine (RSA)	19:15.30

### 2.7.2. Fastest Male Leg and Female Leg (overall)

Leg / Gender	Name (NF)	Best Split Time
Leg 4 / M	BETLEHEM David (HUN)	16:34.30
Leg 1 / F	ERSHOVA Margarita (NAB)	17:24.80

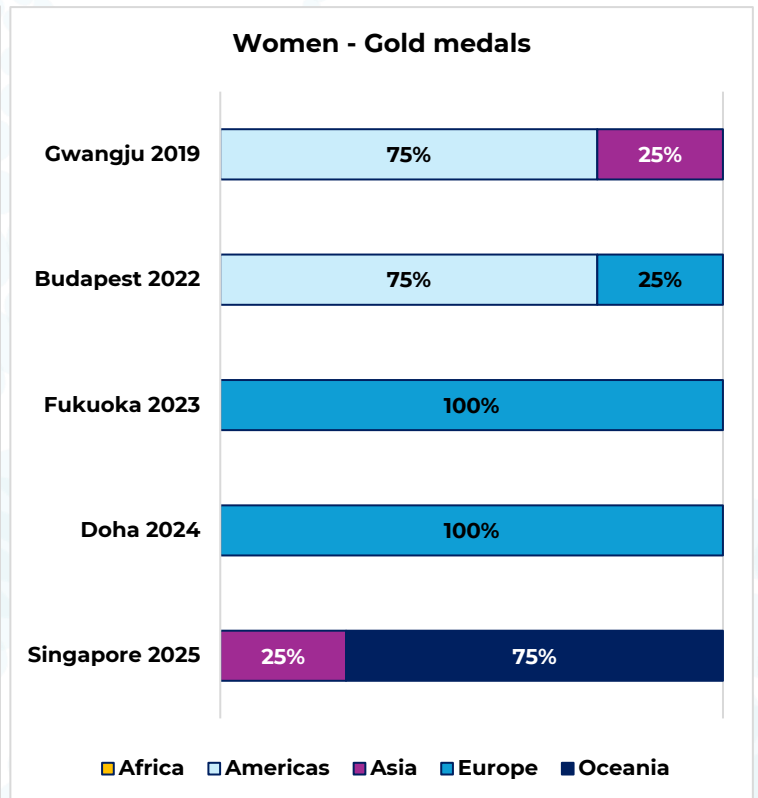
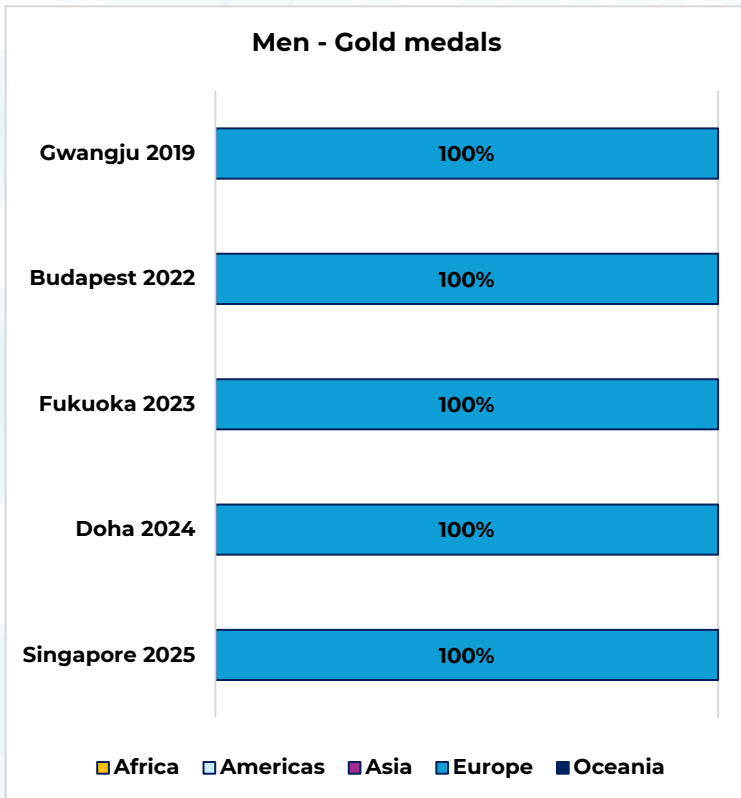
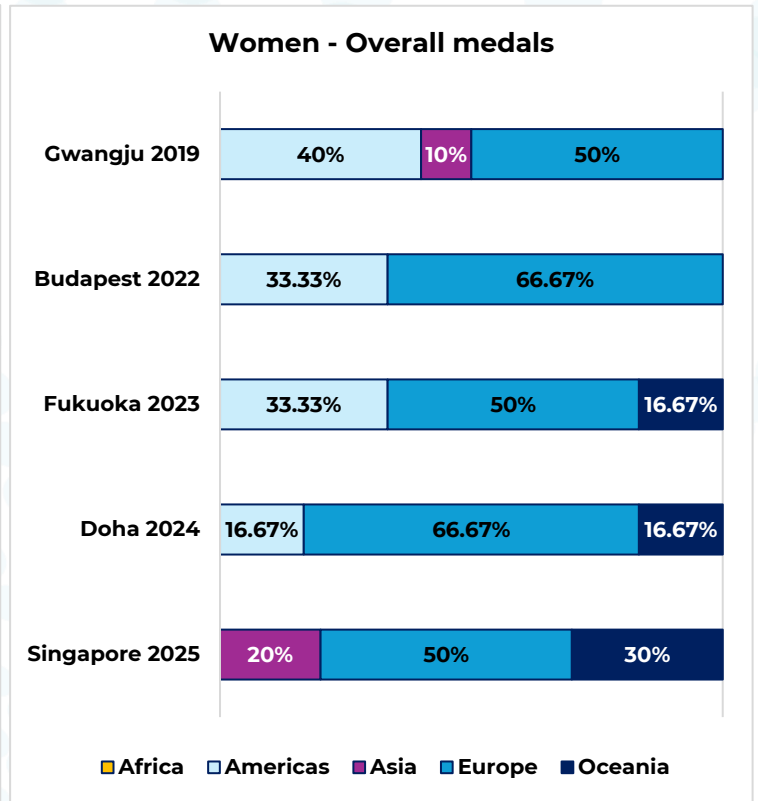
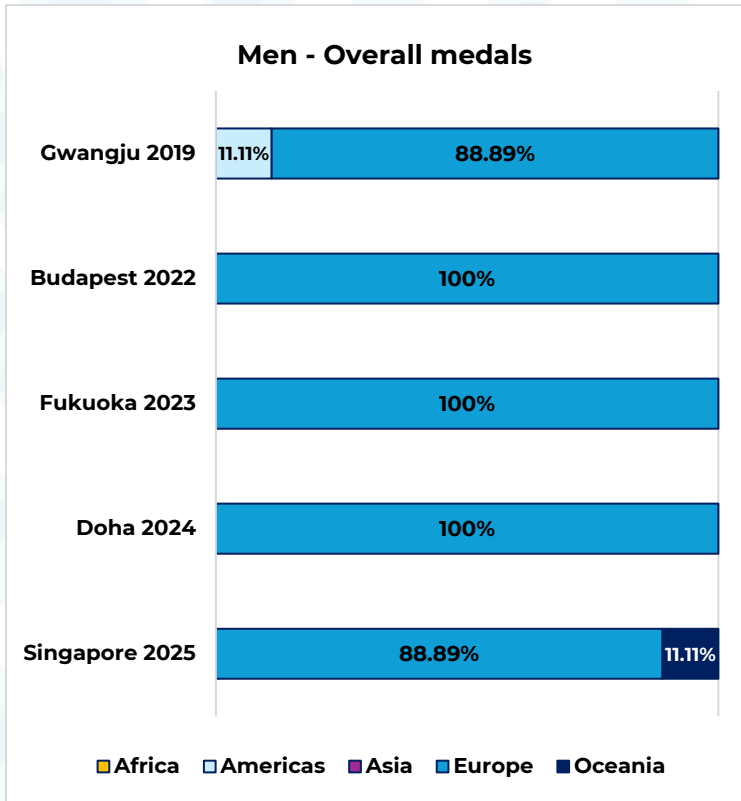
## CHAPTER B – Medal distribution

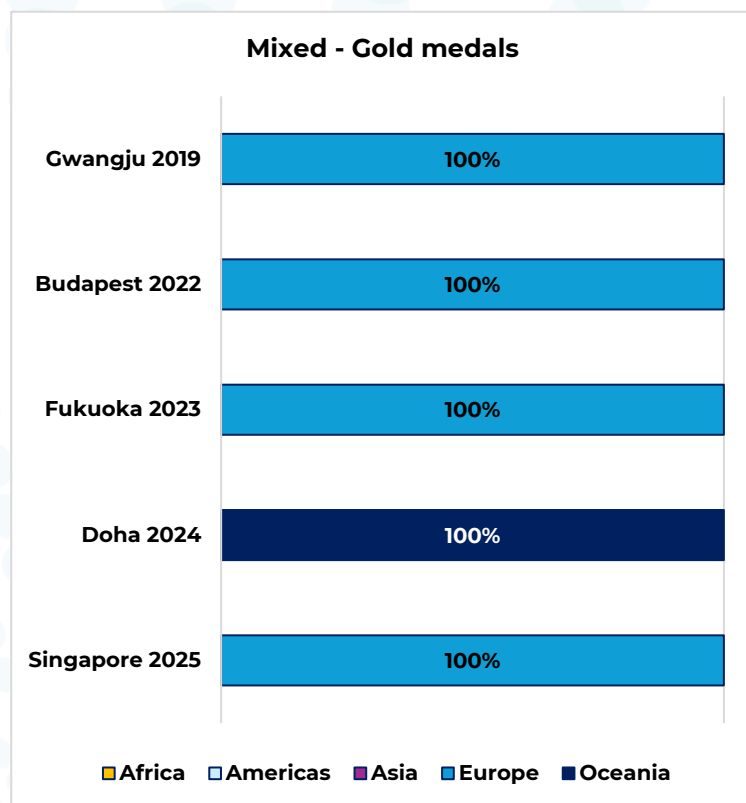
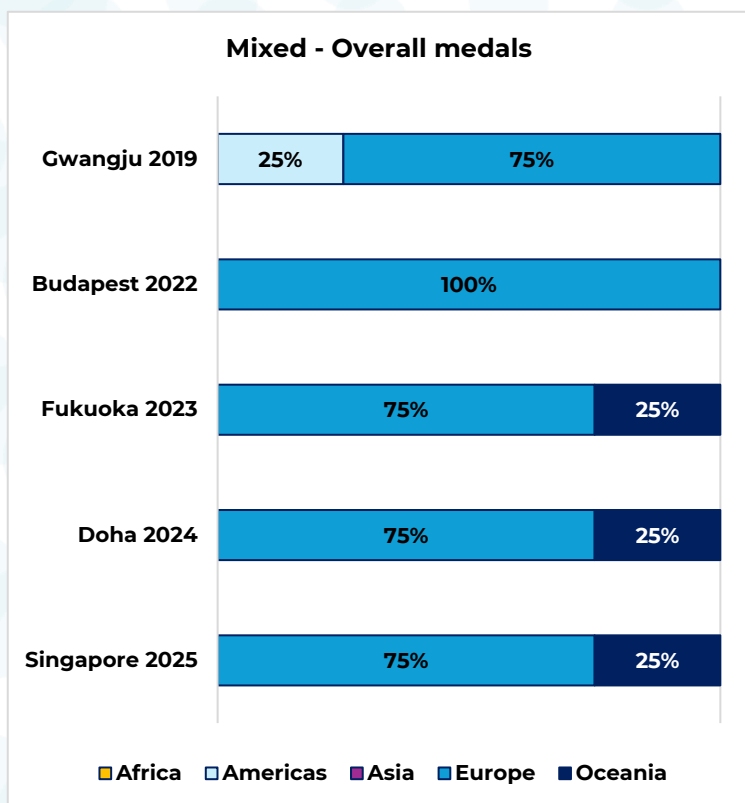
### 1. MEDALS SUMMARY OF SINGAPORE 2025 WORLD CHAMPIONSHIPS

NF Name	NF Code	Men Medals				Women Medals				Mixed Medals				Total				
		G	S	B	Tot	G	S	B	Tot	G	S	B	Tot	G	S	B	Tot	
Germany	GER	3			3					1			1	4				4
Australia	AUS			1	1	2		1	3					2			2	4
Japan	JPN					1		1	2					1			1	2
Italy	ITA		2		2		3		3		1		1		6			6
Hungary	HUN		1		1			1	1			1	1		1	2		3
France	FRA			2	2											2		2
Monaco	MON							1	1								1	1
<b>Total</b>		3	3	3	9	3	3	4	10	1	1	1	3	7	7	8		22



### 2. OPEN WATER SWIMMING MEDALS PERCENTAGE PER CONTINENT IN THE FIVE LAST WORLD CHAMPIONSHIPS





National Federations' who won a medal among the past five World Championships:

NF Name	NF Code	Men medals	Women medals	Mixed medals	Total medals
Italy	ITA	10	5	5	20
Germany	GER	10	6	3	19
France	FRA	9	3		12
Hungary	HUN	5	1	4	10
Australia	AUS	1	5	2	8
Brazil	BRA		7		7
Netherlands	NED		5		5
United States of America	USA		3	1	4
Japan	JPN		2		2
Canada	CAN	1			1
Great Britain	GBR	1			1
Monaco	MON		1		1
People's Republic of China	CHN		1		1
Portugal	POR		1		1
Russian Federation	RUS	1			1
Spain	ESP		1		1
Ukraine	UKR	1			1



### 3. OPEN WATER SWIMMING WORLD CHAMPIONSHIPS' MEDALISTS SINCE 2001

#### 3.1. Women's 5km

Gold	Silver	Bronze	Location (Year)
JOHNSON Moesha (AUS)	TADDEUCCI Ginevra (ITA)	KAJIMOTO Ichika (JPN)	Singapore, SGP (2025)
VAN ROUWENDAAL Sharon (NED)	GUBECKA Chelsea (AUS)	CUNHA Ana Marcela (BRA)	Doha, QAT (2024)
BECK Leonie (GER)	VAN ROUWENDAAL Sharon (NED)	CUNHA Ana Marcela (BRA)	Fukuoka, JPN (2023)
CUNHA Ana Marcela (BRA)	MULLER Aurelie (FRA)	GABBRIELLESCHI Giulia (ITA)	Budapest, HUN (2022)
CUNHA Ana Marcela (BRA)	MULLER Aurelie (FRA)	BECK Leonie (GER) MOORE Hannah (USA)	Gwangju, KOR (2019)
TWICHELL Ashley (USA)	MULLER Aurelie (FRA)	CUNHA Ana Marcela (BRA)	Budapest, HUN (2017)
ANDERSON Haley (USA)	ARAOUZOU Kalliopi (GRE)	WUNRAM Finnia (GER)	Kazan, RUS (2015)
ANDERSON Haley (USA)	OKIMOTO CINTRA Poliana (BRA)	CUNHA Ana Marcela (BRA)	Barcelona, ESP (2013)
OBERSON Swann (SUI)	MULLER Aurelie (FRA)	TWICHELL Ashley (USA)	Shanghai, CHN (2011)
GORMAN Melissa (AUS)	ILCHENKO Larisa (RUS)	OKIMOTO CINTRA Poliana (BRA)	Rome, ITA (2009)
ILCHENKO Larisa (RUS)	SELIVERSTOVA Ekaterina (RUS)	BROOKES-PETERSON Kate (AUS)	Melbourne, AUS (2007)
ILCHENKO Larisa (RUS)	OKIMOTO CINTRA Poliana (BRA)	KAMRAU-CORESTEIN Britta (GER)	Napoli, ITA (2006)
ILCHENKO Larisa (RUS)	KEEFE Margy (USA)	VAN DIJK Edith (NED)	Montreal, CAN (2005)
ILCHENKO Larisa (RUS)	POPOVA Ksenia (RUS)	MCLARTY Sara (USA)	Dubai, UAE (2004)
VALLI Viola (ITA)	PECHANOVA Jana (CZE)	KAMRAU-CORESTEIN Britta (GER)	Barcelona, ESP (2003)
VALLI Viola (ITA)	VAN DIJK Edith (NED)	MILUSKA Hanna (SUI)	Sharm El Sheikh, EGY (2002)
VALLI Viola (ITA)	BUCHSE Peggy (GER)	LEWIS Hayley (AUS)	Fukuoka, JPN (2001)

#### 3.2. Men's 5km

Gold	Silver	Bronze	Location (Year)
WELLBROCK Florian (GER)	PALTRINIERI Gregorio (ITA)	OLIVIER Marc-Antoine (FRA)	Singapore, SGP (2025)
FONTAINE Logan (FRA)	OLIVIER Marc-Antoine (FRA)	ACERENZA Domenico (ITA)	Doha, QAT (2024)
WELLBROCK Florian (GER)	PALTRINIERI Gregorio (ITA)	ACERENZA Domenico (ITA)	Fukuoka, JPN (2023)
WELLBROCK Florian (GER)	PALTRINIERI Gregorio (ITA)	ROMANCHUK Mykhailo (UKR)	Budapest, HUN (2022)
RASOVSKY Kristof (HUN)	FONTAINE Logan (FRA)	HEDLIN Eric (CAN)	Gwangju, KOR (2019)
OLIVIER Marc-Antoine (FRA)	SANZULLO Mario (ITA)	SHUTTLEWORTH Timothy (GBR)	Budapest, HUN (2017)
HO Chad (RSA)	MUFFELS Rob (GER)	FURLAN Matteo (ITA)	Kazan, RUS (2015)
MELLOULI Oussama (TUN)	HEDLIN Eric (CAN)	LURZ Thomas (GER)	Barcelona, ESP (2013)
LURZ Thomas (GER)	GIANNIOTIS Spyridon (GRE)	DRATTCEV Evgenii (RUS)	Shanghai, CHN (2011)
LURZ Thomas (GER)	GIANNIOTIS Spyridon (GRE)	HO Chad (RSA)	Rome, ITA (2009)
LURZ Thomas (GER)	DRATTCEV Evgenii (RUS)	GIANNIOTIS Spyridon (GRE)	Melbourne, AUS (2007)
LURZ Thomas (GER)	PETERSON Chip (USA)	ERCOLI Simone (ITA)	Napoli, ITA (2006)
LURZ Thomas (GER)	PETERSON Chip (USA)	ERCOLI Simone (ITA)	Montreal, CAN (2005)
CLELAND Grant (AUS)	HEIN Christian (GER)	SANTACATERINA Josh (AUS)	Dubai, UAE (2004)
KOSHKAROV Evgeny (RUS)	HEIN Christian (GER)	DYATCHIN Vladimir (RUS)	Barcelona, ESP (2003)
BALDINI Luca (ITA)	RUBAUDO Stefano (ITA)	LURZ Thomas (GER)	Sharm El Sheikh, EGY (2002)
BALDINI Luca (ITA)	BEZROUTOHENKO Evgueni (RUS)	FORMENTINI Marco (ITA)	Fukuoka, JPN (2001)

### 3.3. Women's 10km

Gold	Silver	Bronze	Location (Year)
JOHNSON Moesha (AUS)	TADDEUCCI Ginevra (ITA)	POU Lisa (MON)	Singapore, SGP (2025)
VAN ROUWENDAAL Sharon (NED)	DE VALDES Maris (ESP)	ANDRE Angelica (POR)	Doha, QAT (2024)
BECK Leonie (GER)	GUBECKA Chelsea (AUS)	GRIMES Katie (USA)	Fukuoka, JPN (2023)
VAN ROUWENDAAL Sharon (NED)	BECK Leonie (GER)	CUNHA Ana Marcela (BRA)	Budapest, HUN (2022)
XIN Xin (CHN)	ANDERSON Haley (USA)	BRUNI Rachele (ITA)	Gwangju, KOR (2019)
MULLER Aurelie (FRA)	AREVALO Samantha (ECU)	BRIDI Arianna (ITA) CUNHA Ana Marcela (BRA)	Budapest, HUN (2017)
MULLER Aurelie (FRA)	VAN ROUWENDAAL Sharon (NED)	CUNHA Ana Marcela (BRA)	Kazan, RUS (2015)
OKIMOTO CINTRA Poliana (BRA)	CUNHA Ana Marcela (BRA)	MAURER Angela (GER)	Barcelona, ESP (2013)
PAYNE Keri-Anne (GBR)	GRIMALDI Martina (ITA)	LYMPERTA Marianna (GRE)	Shanghai, CHN (2011)
PAYNE Keri-Anne (GBR)	SELIVERSTOVA Ekaterina (RUS)	GRIMALDI Martina (ITA)	Rome, ITA (2009)
ILCHENKO Larisa (RUS)	PATTEN Cassandra (GBR)	BROOKES-PETERSON Kate (AUS)	Melbourne, AUS (2007)
ILCHENKO Larisa (RUS)	OKIMOTO CINTRA Poliana (BRA)	POPOVA Ksenia (RUS)	Napoli, ITA (2006)
VAN DIJK Edith (NED)	VITALE Federica (ITA)	KAMRAU-CORESTEIN Britta (GER)	Montreal, CAN (2005)
KAMRAU-CORESTEIN Britta (GER)	PECHANOVA Jana (CZE)	ARNDT Lauren M. (AUS)	Dubai, UAE (2004)
VALLI Viola (ITA)	MAURER Angela (GER)	VAN DIJK Edith (NED)	Barcelona, ESP (2003)
KAMRAU-CORESTEIN Britta (GER)	VALLI Viola (ITA)	MAURER Angela (GER)	Sharm El Sheikh, EGY (2002)
BUCHSE Peggy (GER)	ABYSOVA Irina (RUS)	VAN DIJK Edith (NED)	Fukuoka, JPN (2001)

### 3.4. Men's 10km

Gold	Silver	Bronze	Location (Year)
WELLBROCK Florian (GER)	PALTRINIERI Gregorio (ITA)	LEE Kyle (AUS)	Singapore, SGP (2025)
RASOVSKY Kristof (HUN)	OLIVIER Marc-Antoine (FRA)	PARDOE Hector (GBR)	Doha, QAT (2024)
WELLBROCK Florian (GER)	RASOVSKY Kristof (HUN)	KLEMET Oliver (GER)	Fukuoka, JPN (2023)
PALTRINIERI Gregorio (ITA)	ACERENZA Domenico (ITA)	WELLBROCK Florian (GER)	Budapest, HUN (2022)
WELLBROCK Florian (GER)	OLIVIER Marc-Antoine (FRA)	MUFFELS Rob (GER)	Gwangju, KOR (2019)
WEERTMAN Ferry (NED)	WILIMOVSKY Jordan (USA)	OLIVIER Marc-Antoine (FRA)	Budapest, HUN (2017)
WILIMOVSKY Jordan (USA)	WEERTMAN Ferry (NED)	GIANNIOTIS Spyridon (GRE)	Kazan, RUS (2015)
GIANNIOTIS Spyridon (GRE)	LURZ Thomas (GER)	MELLOULI Oussama (TUN)	Barcelona, ESP (2013)
GIANNIOTIS Spyridon (GRE)	LURZ Thomas (GER)	BOLSHAKOV Sergey (RUS)	Shanghai, CHN (2011)
LURZ Thomas (GER)	GEMMELL Andrew (USA)	CRIPPEN Fran (USA)	Rome, ITA (2009)
DYATCHIN Vladimir (RUS)	LURZ Thomas (GER)	DRATTCEV Evgenii (RUS)	Melbourne, AUS (2007)
LURZ Thomas (GER)	CLERI Valerio (ITA)	DRATTCEV Evgenii (RUS)	Napoli, ITA (2006)
PETERSON Chip (USA)	LURZ Thomas (GER)	STOYCHEV Petar (BUL)	Montreal, CAN (2005)
LURZ Thomas (GER)	BIRCHER Alan (GBR)	SEREBRENNIKOV Daniil (RUS)	Dubai, UAE (2004)
DYATCHIN Vladimir (RUS)	HEIN Christian (GER)	MECA MEDINA David (ESP)	Barcelona, ESP (2003)
KOSHKAROV Evgeny (RUS)	ERCOLI Simone (ITA)	DYATCHIN Vladimir (RUS)	Sharm El Sheikh, EGY (2002)
BEZROUTOHENKO Evgueni (RUS)	DYATCHIN Vladimir (RUS)	VENTURINI Fabio (ITA)	Fukuoka, JPN (2001)



# WORLD AQUATICS CHAMPIONSHIPS

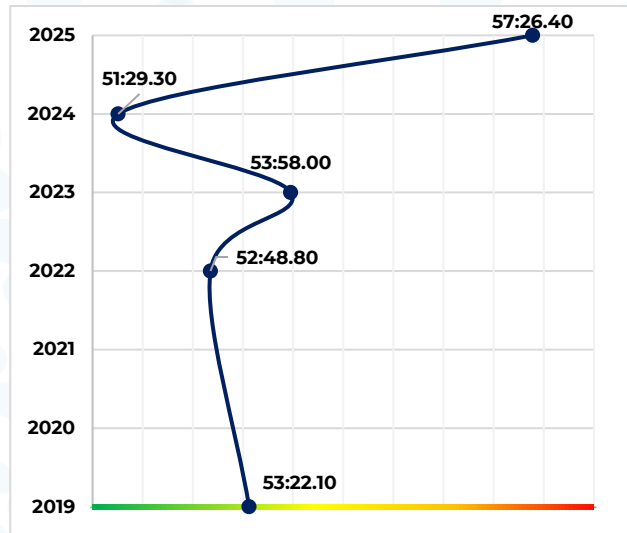
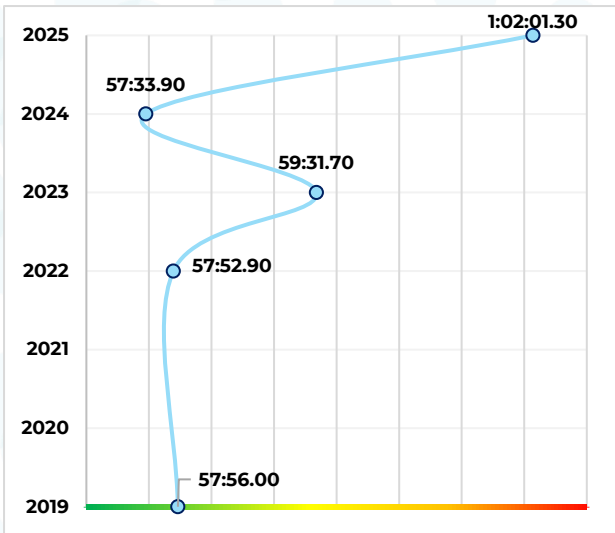
SINGAPORE 2025

CHAPTER C – Results

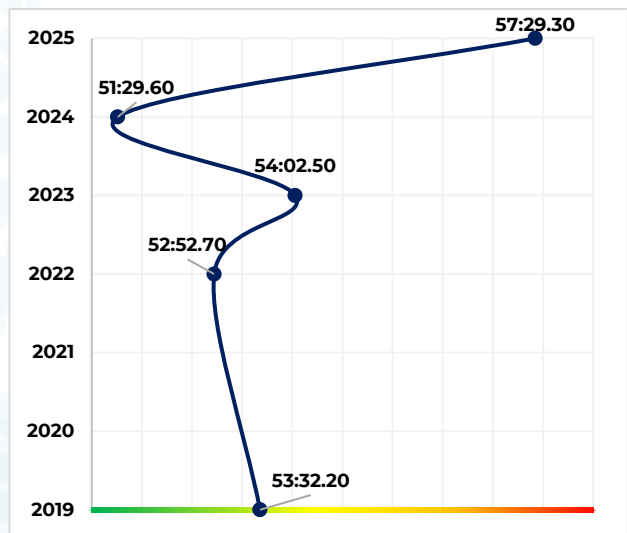
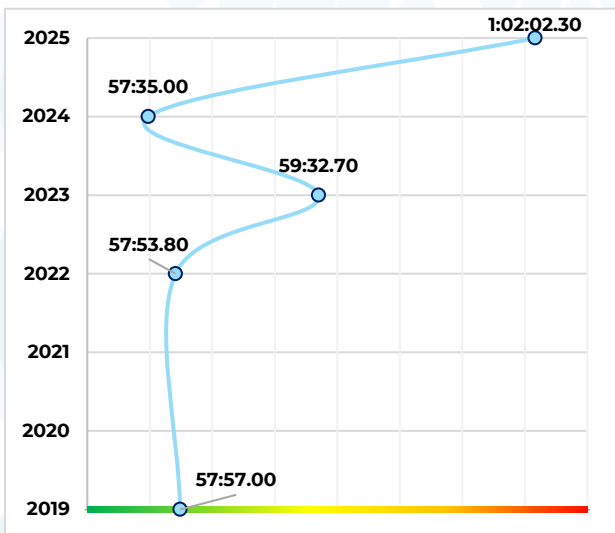
## 1. EVOLUTION OF RESULTS AMONG THE FIVE LAST WORLD CHAMPIONSHIPS: GOLD, SILVER AND BRONZE MEDALISTS

5km event

### 1.1. Women's (left) and Men's (right) 5km gold medalists' progression

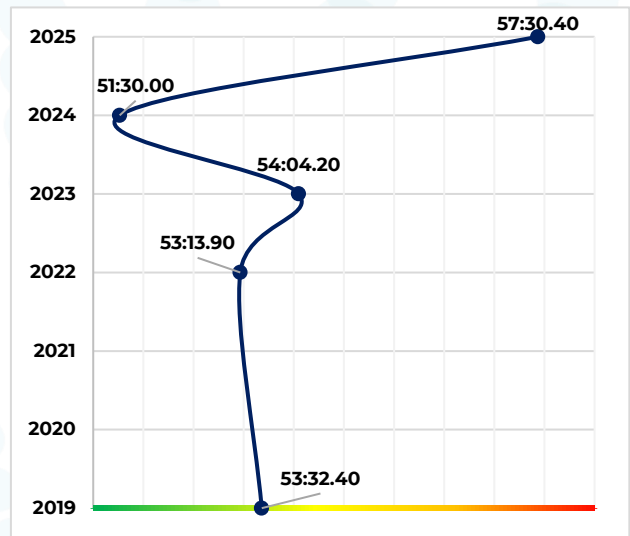
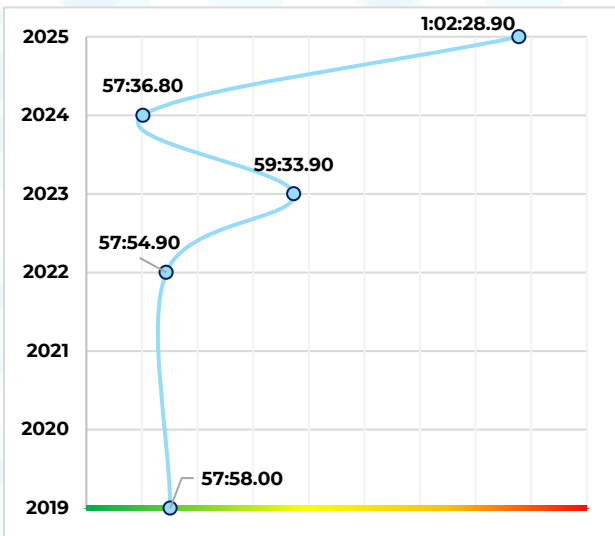


### 1.2. Women's (left) and Men's (right) 5km silver medalists' progression



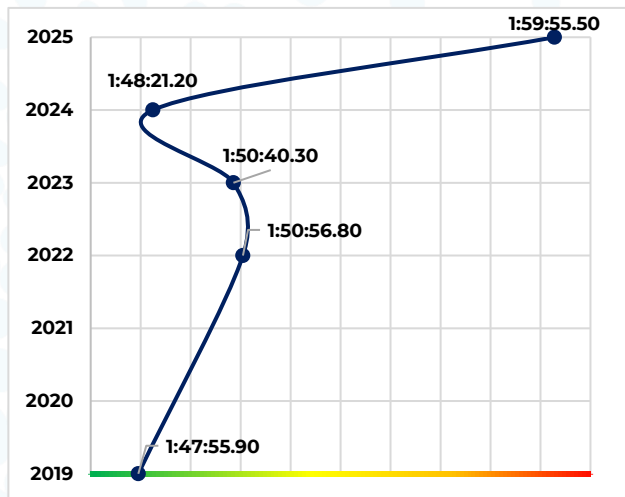
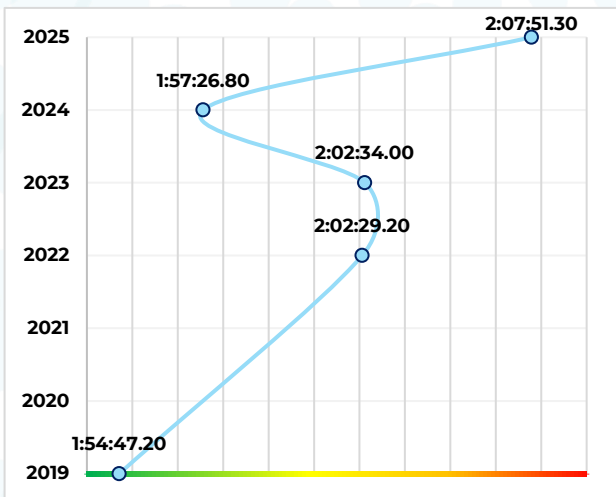


**1.3. Women's (left) and Men's (right) 5km bronze medalists' progression**

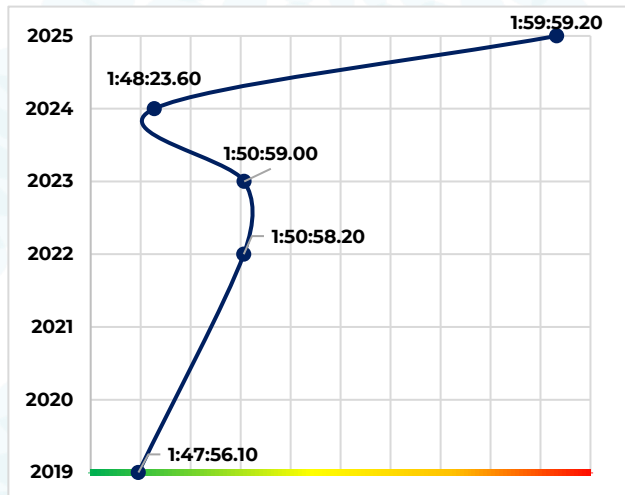
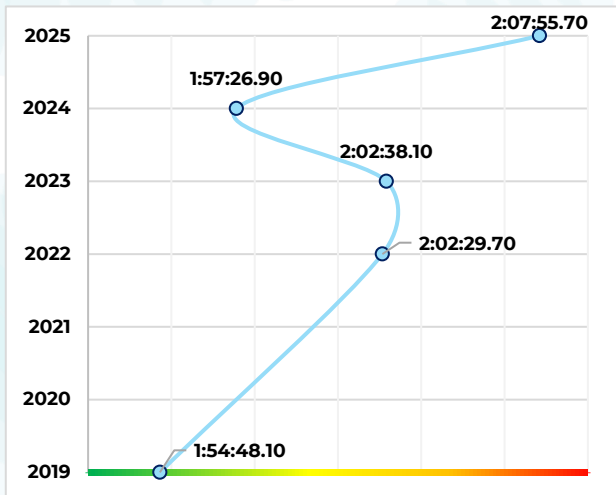


10km event

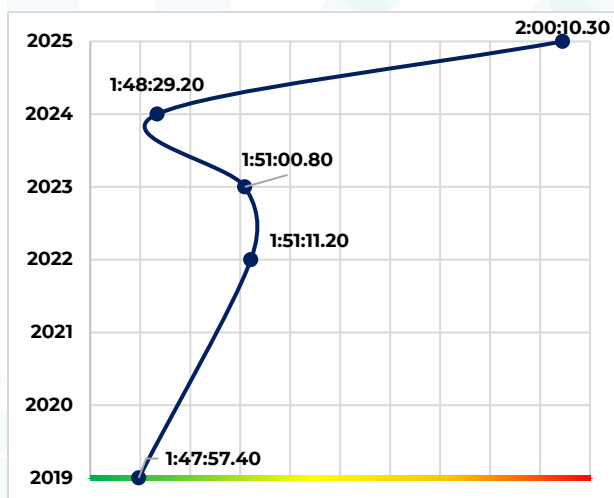
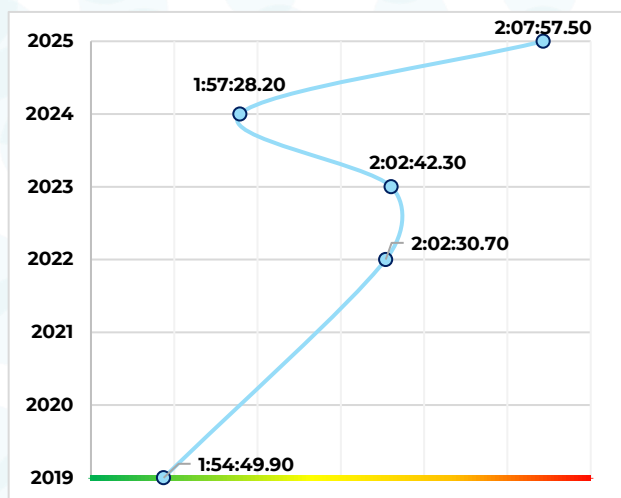
**1.4. Women's (left) and Men's (right) 10km gold medalists' progression**



**1.5. Women's (left) and Men's (right) 10km silver medalists' progression**



### 1.6. Women's (left) and Men's (right) 10km bronze medalists' progression



## CHAPTER D – Race Analysis

### D.1. Ranking progression and average strokes per minute analysis

#### 1. Women's 5km (Top 30)

Name (NF)	Rank (position change)		
	Lap 1	Lap 2	Finish
JOHNSON Moesha (AUS)	1	1 (=)	1 (=)
TADDEUCCI Ginevra (ITA)	2	2 (=)	2 (=)
KAJIMOTO Ichika (JPN)	15	11 (+4)	3 (+8)
de VALDES Maris (ESP)	3	5 (-2)	4 (+1)
RIEDER Celine (GER)	8	8 (=)	5 (+3)
POU Lisa (MON)	-	4	6 (-2)
MIHALYVARI-FARKAS Viktoria (HUN)	4	3 (+1)	7 (-4)
CUNHA Ana Marcela (BRA)	11	6 (+5)	8 (-2)
DELACROIX Ines (FRA)	10	12 (-2)	9 (+3)
GABBRIELLESCHI Giulia (ITA)	9	7 (+2)	10 (-3)
FABIAN Bettina (HUN)	-	9	11 (-2)
JOUISSE Caroline Laure (FRA)	6	10 (-4)	12 (-2)
DENIGAN Mariah (USA)	-	14	13 (+1)
SOROKINA Ekaterina (NAB)	12	16 (-4)	14 (+2)
TIAN Muran (CHN)	16	17 (-1)	15 (+2)
LOTTER Callan (RSA)	13	15 (-2)	16 (-1)
OTERO FERNANDEZ Paula (ESP)	5	13 (-8)	17 (-4)
PLESKOTOVA Julie (CZE)	14	18 (-4)	18 (=)
FINLIN Emma (CAN)	19	-	19
MARTIN Tayla (AUS)	-	19	20 (-1)
JUNGBLUT Viviane (BRA)	7	20 (-13)	21 (-1)



**WORLD AQUATICS  
CHAMPIONSHIPS  
SINGAPORE 2025**

HANSEN Brinkleigh (USA)	<b>17</b>	<b>23 (-6)</b>	<b>22 (+1)</b>
ROSA Mafalda (POR)	<b>20</b>	<b>21 (-1)</b>	<b>23 (-2)</b>
KOZIAKINA Polina (NAB)	-	<b>22</b>	<b>24 (-2)</b>
TARASIEWICZ Klaudia (POL)	-	<b>24</b>	<b>25 (-1)</b>
KASVIO Louna (FIN)	<b>21</b>	<b>26 (-5)</b>	<b>26 (=)</b>
INAL Su (TUR)	<b>23</b>	<b>30 (=)</b>	<b>27 (+3)</b>
MAKRI Georgia (GRE)	<b>22</b>	-	<b>28</b>
BENESOVA Alena (CZE)	-	<b>27</b>	<b>29 (-2)</b>
GIORDANINO Candela (ARG)	-	-	<b>30</b>

\*A dash (-) indicates that the information was not recorded due to race conditions.

Name (NF)	Average strokes per minute					
	Lap 0.5	Lap 1	Lap 1.5	Lap 2	Lap 2.5	Finish
JOHNSON Moesha (AUS)	84.8	83.4	-	87.6	82.1	86.7
TADDEUCCI Ginevra (ITA)	101.3	-	96.3	100.1	97.1	101.5
KAJIMOTO Ichika (JPN)	79.1	82.1	79.9	84.1	82.5	81.5
de VALDES Maris (ESP)	79.3	-	79.9	78.5	77.8	-
RIEDER Celine (GER)	77.2	82.0	-	86.6	78.4	86.4
POU Lisa (MON)	81.0	-	-	80.0	80.5	82.4
MIHALYVARI-FARKAS Viktoria (HUN)	77.4	80.1	79.5	79.5	78.8	80.3
CUNHA Ana Marcela (BRA)	84.1	90.2	87.3	90.5	90.7	87.5
DELACROIX Ines (FRA)	88.1	87.3	85.5	90.7	-	89.8
GABBRIELLESCHI Giulia (ITA)	81.0	80.1	-	81.2	77.4	77.7
FABIAN Bettina (HUN)	83.9	75.9	-	77.1	75.6	76.4
JOUISSE Caroline Laure (FRA)	82.2	75.6	75.7	73.3	76.1	72.0
DENIGAN Mariah (USA)	77.7	77.6	-	74.9	77.8	78.6
SOROKINA Ekaterina (NAB)	78.3	75.0	75.4	74.9	73.1	76.1
TIAN Muran (CHN)	83.8	82.8	83.0	81.9	82.5	83.2
LOTTER Callan (RSA)	-	73.3	72.9	72.4	71.5	73.5
OTERO FERNANDEZ Paula (ESP)	85.5	83.6	85.6	80.9	84.9	81.7
PLESKOTOVA Julie (CZE)	71.8	-	70.9	72.5	71.8	72.4
FINLIN Emma (CAN)	81.2	-	81.0	79.3	80.1	79.7
MARTIN Tayla (AUS)	88.1	89.8	-	88.6	91.0	90.1
JUNGBLUT Viviane (BRA)	86.0	80.2	79.9	78.9	79.0	80.3
HANSEN Brinkleigh (USA)	79.3	76.8	77.9	75.9	78.1	77.5
ROSA Mafalda (POR)	91.1	-	88.4	85.2	85.4	85.1
KOZIAKINA Polina (NAB)	72.7	-	-	65.9	68.9	-
TARASIEWICZ Klaudia (POL)	75.2	70.9	-	68.2	73.2	73.3
KASVIO Louna (FIN)	79.3	76.7	77.1	76.5	75.8	-
INAL Su (TUR)	76.9	-	-	78.2	79.4	78.7
MAKRI Georgia (GRE)	84.6	-	90.8	85.5	84.0	84.4
BENESOVA Alena (CZE)	75.9	-	-	72.2	74.6	74.0
GIORDANINO Candela (ARG)	-	-	-	77.6	74.9	78.4

**2. Men's 5km (Top 30)**

Name (NF)	Rank (position change)		
	Lap 1	Lap 2	Finish
WELLBROCK Florian (GER)	2	1 (+1)	1 (=)
PALTRINIERI Gregorio (ITA)	3	2 (+1)	2 (=)
OLIVIER Marc-Antoine (FRA)	5	4 (+1)	3 (+1)
GUIDI Marcello (ITA)	9	6 (+3)	4 (+2)
ADEEV Denis (NAB)	8	-	5
BETLEHEM David (HUN)	1	3 (-2)	6 (-3)
LEE Kyle (AUS)	11	5 (+6)	7 (-2)
KARL Luca (AUT)	19	11 (+8)	8 (+3)
KLEMET Oliver (GER)	20	8 (+12)	9 (-1)
RAYMOND Thomas Edward (AUS)	4	9 (-5)	10 (-1)
NIEDERBERGER Paul (SUI)	-	14	11 (-3)
MELECCHI Matheus (BRA)	13	18 (-5)	12 (+6)
BROWN Eric Georges (CAN)	18	17 (+1)	13 (+4)
RASOVSKY Kristof (HUN)	=6	13 (-7)	14 (-1)
STRAKA Martin (CZE)	14	15 (-1)	15 (=)
THAMMANANTHAC HOTE Rattawit (THA)	17	16 (+1)	16 (=)
GRAVLEY Dylan (USA)	15	7 (+8)	17 (-10)
KYNIGAKIS Athanasios (GRE)	12	12 (=)	18 (-6)
VELLY Sacha (FRA)	=6	10 (-4)	19 (-9)
PUSKOVITCH Ivan (USA)	10	20 (-10)	20 (=)
SCHREIBER Christian (SUI)	16	19 (-3)	21 (-2)
WOZNIAK Piotr (POL)	21	21 (=)	22 (-1)
ENDERICA SALGADO Esteban (ECU)	=28	22 (+6)	23 (-1)
ZHANG Jinhou (CHN)	34	=23 (+11)	24 (-1)
TSUJIMORI Kaito (JPN)	36	25 (+11)	25 (=)
LAN Tianchen (CHN)	35	32 (+3)	26 (-6)
CHERPANOV Lev (KAZ)	23	30 (-7)	27 (+3)
PARK Jaehun (KOR)	37	28 (-9)	28 (=)
LUZIN Savelii (NAB)	24	29 (-5)	29 (=)
CARDOSO Diogo (POR)	27	31 (-4)	30 (+1)

Name (NF)	Average strokes per minute					
	Lap 0.5	Lap 1	Lap 1.5	Lap 2	Lap 2.5	Finish
WELLBROCK Florian (GER)	60.1	59.6	58.6	61.7	58.9	61.0
PALTRINIERI Gregorio (ITA)	82.7	80.8	79.9	81.5	79.3	85.5
OLIVIER Marc-Antoine (FRA)	72.1	79.2	79.2	80.6	78.2	82.6
GUIDI Marcello (ITA)	77.3	77.3	77.6	77.1	76.6	80.7
ADEEV Denis (NAB)	83.8	-	77.5	78.7	75.6	-
BETLEHEM David (HUN)	91.1	88.4	-	89.9	90.1	89.9
LEE Kyle (AUS)	76.5	75.0	74.6	77.2	72.5	77.6

KARL Luca (AUT)	72.0	65.8	65.8	68.5	-	70.2
KLEMET Oliver (GER)	-	70.4	66.6	69.8	68.9	73.2
RAYMOND Thomas Edward (AUS)	87.1	82.1	80.9	81.5	81.8	81.8
NIEDERBERGER Paul (SUI)	79.9	71.7	-	72.6	-	70.7
MELECCHI Matheus (BRA)	83.2	82.3	82.7	83.5	80.8	-
BROWN Eric Georges (CAN)	77.4	74.8	75.3	75.9	74.2	77.6
RASOVSKY Kristof (HUN)	76.3	74.5	75.6	73.6	75.6	73.7
STRAKA Martin (CZE)	85.8	86.2	86.1	85.8	-	-
THAMMANANTHAC HOTE Ratthawit (THA)	72.2	63.3	65.0	64.2	61.1	64.7
GRAVLEY Dylan (USA)	88.7	84.2	84.8	84.3	82.0	84.6
KYNIGAKIS Athanasios (GRE)	70.5	-	69.0	67.7	67.7	67.4
VELLY Sacha (FRA)	86.9	82.5	83.1	83.7	82.4	81.4
PUSKOVITCH Ivan (USA)	83.2	70.8	77.7	72.3	74.5	74.7
SCHREIBER Christian (SUI)	72.0	68.0	-	64.4	68.3	66.5
WOZNIAK Piotr (POL)	59.7	-	62.1	63.2	62.8	63.5
ENDERICA SALGADO Esteban (ECU)	83.6	75.1	76.6	78.3	71.3	82.7
ZHANG Jinhou (CHN)	78.5	70.2	75.3	72.4	71.7	72.8
TSUJIMORI Kaito (JPN)	-	80.2	84.4	78.5	83.0	81.4
LAN Tianchen (CHN)	-	76.7	79.3	76.5	77.9	77.6
CHEREPANOV Lev (KAZ)	87.7	81.1	85.6	80.4	84.4	82.9
PARK Jaehun (KOR)	79.6	77.6	75.0	79.1	74.9	79.3
LUZIN Savellii (NAB)	71.4	57.1	58.2	57.3	56.9	-
CARDOSO Diogo (POR)	78.5	72.9	76.4	76.3	74.7	76.9

### 3. Women's 10km (Top 30)

Name (NF)	Rank (position change)					
	Lap 1	Lap 2	Lap 3	Lap 4	Lap 5	Finish
JOHNSON Moesha (AUS)	13	2 (+11)	1 (+1)	1 (=)	1 (=)	1 (=)
TADDEUCCI Ginevra (ITA)	5	1 (+4)	2 (-1)	2 (=)	2 (=)	2 (=)
POU Lisa (MON)	3	8 (-5)	5 (+3)	3 (+2)	3 (=)	3 (=)
de VALDES Maris (ESP)	7	6 (+1)	3 (+3)	4 (-1)	4 (=)	4 (=)
MARTINEZ GUILLEN Angela (ESP)	8	7 (+1)	13 (-6)	9 (+4)	5 (+4)	5 (=)
CUNHA Ana Marcela (BRA)	19	12 (+7)	8 (-2)	10	-	6
ROSA Mafalda (POR)	10	5 (+5)	7 (-2)	8 (-1)	8 (=)	7 (+1)
KAJIMOTO Ichika (JPN)	9	22 (-13)	15 (+7)	13 (+2)	10 (+3)	8 (+2)
GUBECKA Chelsea (AUS)	22	18 (+4)	10 (+8)	7 (+3)	11 (+4)	9 (+2)
POZZOBON Barbara (ITA)	16	10 (+6)	6 (+4)	6 (=)	9 (-3)	10 (-1)
SOROKINA Ekaterina (NAB)	6	4 (+2)	4 (=)	5 (-1)	6 (-1)	11 (-5)
DELACROIX Ines (FRA)	15	13 (+2)	12 (+1)	12 (=)	7 (+5)	12 (-5)
MIHALYVARI-FARKA S Viktoria (HUN)	2	9 (-7)	=18 (-9)	11 (+7)	13 (-2)	13 (=)
DENIGAN Mariah (USA)	14	14 (=)	16 (-2)	=14 (+2)	12 (+2)	14 (-2)
SPIWOKS Jeannette (GER)	30	27 (+3)	20 (+7)	17 (+3)	14 (+3)	15 (-1)
LOTTER Callan (RSA)	12	=15 (-3)	14 (+1)	16 (-2)	15 (+1)	16 (-1)
JUNGBLUT Viviane (BRA)	17	11 (+6)	11 (=)	=14 (-3)	16 (-2)	17 (-1)



TARASIEWICZ Klaudia (POL)	4	-	21	21 (=)	19 (+2)	18 (+1)
KASVIO Louna (FIN)	26	24 (+2)	22 (+2)	22 (=)	20 (+2)	19 (+1)
TENG Yu-Wen (TPE)	18	25 (-7)	23 (+2)	23 (=)	21 (+2)	20 (+1)
MAKRI Georgia (GRE)	25	=15 (+10)	=18 (-3)	19 (-1)	18 (+1)	21 (-3)
LIU Yaxin (CHN)	11	21 (-10)	24 (-3)	24 (=)	22 (+2)	22 (=)
PLESKOTOVA Julie (CZE)	28	26 (+2)	25 (+1)	25 (=)	23 (+2)	23 (=)
HANSEN Brinkleigh (USA)	23	30 (-7)	28 (+2)	27 (+1)	24 (+3)	24 (=)
van RENSBURG Catherine (RSA)	21	19 (+2)	29 (-10)	29 (=)	28 (+1)	25 (+3)
FINLIN Emma (CAN)	=31	28 (+3)	27 (+1)	26 (+1)	25 (+1)	26 (-1)
GIORDANINO Candela (ARG)	29	29 (=)	31 (-2)	30 (+1)	27 (+3)	27 (=)
WANG Kexin (CHN)	49	43 (+6)	45 (-2)	37 (+8)	35 (+2)	28 (+7)
PERSE Spela (SLO)	33	39 (-6)	37 (+2)	39 (-2)	31 (+8)	29 (+2)
BENESOVA Alena (CZE)	34	36 (-2)	36 (=)	32 (-4)	29 (-3)	30 (+1)

Name (NF)	Average strokes per minute					
	Lap 0.5	Lap 1	Lap 1.5	Lap 2	Lap 2.5	Lap 3
	Lap 3.5	Lap 4	Lap 4.5	Lap 5	Lap 5.5	Finish
JOHNSON Moesha (AUS)	76.7	77.5	74.6	77.9	77.3	75.3
	74.5	77.3	77.0	-	79.9	-
TADDEUCCI Ginevra (ITA)	95.7	94.9	-	-	92.1	-
	93.9	-	95.3	-	97.2	-
POU Lisa (MON)	80.2	78.3	73.6	74.6	73.8	73.0
	70.5	75.7	73.7	77.3	81.4	-
de VALDES Maris (ESP)	75.1	-	74.0	-	75.1	-
	73.6	-	74.6	-	74.4	-
MARTINEZ GUILLEN Angela (ESP)	81.3	80.1	-	-	77.2	79.1
	79.9	79.3	78.7	79.4	81.2	82.2
CUNHA Ana Marcela (BRA)	74.3	79.6	75.4	77.5	77.7	78.8
	75.5	-	78.8	-	83.0	82.8
ROSA Mafalda (POR)	88.4	83.6	81.8	82.6	83.7	83.4
	83.8	84.6	85.9	88.1	88.0	88.9
KAJIMOTO Ichika (JPN)	80.5	-	76.5	-	76.2	-
	76.3	77.6	77.7	-	78.7	-
GUBECKA Chelsea (AUS)	83.3	-	77.7	-	79.4	82.3
	82.3	-	84.0	-	82.0	-
POZZOBON Barbara (ITA)	72.9	72.7	71.9	71.9	75.2	75.8
	75.8	76.1	72.7	74.6	75.2	75.9
SOROKINA Ekaterina (NAB)	74.7	-	74.6	74.4	74.2	-
	73.5	75.8	74.5	-	76.2	-
DELACROIX Ines (FRA)	83.7	83.6	80.4	80.9	81.3	-
	83.0	86.0	84.3	-	86.2	-
MIHALYVARI-FARKA S Viktoria (HUN)	78.6	-	77.4	75.6	74.9	75.7
	73.6	76.8	73.2	72.6	71.0	77.1
DENIGAN Mariah (USA)	71.4	74.9	73.0	74.5	74.4	-
	75.2	74.7	77.3	75.9	75.0	76.7

SPIWOKS Jeannette (GER)	88.2	88.1	85.2	84.2	84.1	-
	86.7	-	84.6	-	82.9	83.0
LOTTER Callan (RSA)	75.4	68.0	65.8	65.6	69.0	69.2
	69.7	68.8	69.0	69.6	68.5	68.3
JUNGBLUT Viviane (BRA)	71.5	-	73.4	74.5	76.8	-
	76.7	-	76.2	75.3	70.8	-
TARASIEWICZ Klaudia (POL)	74.6	73.4	-	-	71.9	-
	71.4	-	68.0	-	67.1	-
KASVIO Louna (FIN)	81.8	75.7	72.4	72.4	73.5	73.9
	72.4	-	72.7	73.2	71.3	-
TENG Yu-Wen (TPE)	68.6	72.9	69.2	-	70.2	71.1
	69.9	72.5	69.6	72.1	71.8	-
MAKRI Georgia (GRE)	83.3	86.7	80.2	81.3	86.0	86.0
	81.5	82.9	71.1	-	74.7	78.1
LIU Yaxin (CHN)	79.0	73.7	69.1	-	69.9	-
	69.7	-	70.0	-	69.5	-
PLESKOTOVA Julie (CZE)	64.5	67.7	66.2	-	66.8	68.5
	66.5	-	65.0	65.3	62.6	-
HANSEN Brinkleigh (USA)	75.8	75.7	73.5	74.2	74.5	76.5
	71.0	72.0	69.1	69.7	69.8	-
van RENSBURG Catherine (RSA)	66.5	67.9	66.6	65.4	64.1	-
	61.0	57.3	57.1	60.0	60.1	-
FINLIN Emma (CAN)	78.9	-	76.6	73.2	73.3	72.5
	69.7	-	69.4	69.3	66.7	71.1
GIORDANINO Candela (ARG)	80.2	-	76.8	-	74.9	-
	71.5	-	71.1	72.2	70.1	-
WANG Kexin (CHN)	70.8	-	70.3	-	66.8	-
	65.0	-	-	65.7	68.1	72.8
PERSE Spela (SLO)	84.4	84.9	83.2	82.8	78.8	-
	79.8	-	79.8	81.2	79.0	-
BENESOVA Alena (CZE)	72.3	74.3	70.0	69.9	67.1	-
	68.9	-	-	-	68.9	-

#### 4. Men's 10km (Top 30)

Due to a timing issue this information cannot be provided.

#### 5. Mixed 4x1500m

Team composition	Gender	Final rank	NF Code	Cumulative time	Split time
RIEDER Celine	F	1	GER	17:27.10	17:27.10
KLEMET Oliver	M			34:20.20	16:53.20
GOSE Isabel	F			52:21.00	18:00.80
WELLBROCK Florian	M			1:09:13.30	16:52.00
POZZOBON Barbara	F	2	ITA	17:33.70	17:33.70
TADDEUCCI Ginevra	M			35:38.40	18:04.00
GUIDI Marcello	F			52:31.20	16:53.20



# WORLD AQUATICS CHAMPIONSHIPS

## SINGAPORE 2025

PALTRINIERI Gregorio	M			1:09:15.40	16:43.80
FABIAN Bettina	F	3	HUN	17:37.40	17:37.40
MIHALYVARI-FARKAS Viktoria	M			35:38.90	18:02.00
RASOVSKY Kristof	F			52:42.40	17:03.00
BETLEHEM David	M			1:09:16.70	16:35.00
COCCORDANO Clemence	F	4	FRA	17:29.10	17:29.10
OLIVIER Marc-Antoine	M			34:17.60	16:49.00
DELACROIX Ines	F			52:30.20	18:12.00
FONTAINE Logan	M			1:09:59.30	17:29.00
GUBECKA Chelsea	F	5	AUS	17:48.30	17:48.30
SLOMAN Nicholas	M			34:54.60	17:07.00
JOHNSON Moesha	F			52:39.10	17:44.00
LEE Kyle	M			1:09:59.30	17:20.00
ERSHOVA Margarita	F	6	NAB	17:24.80	17:24.80
MISHARINA Kseniia	M			35:38.00	18:13.00
LUZIN Saveliy	F			52:49.60	17:12.00
ADEEV Denis	M			1:10:24.00	17:34.00
DENIGAN Mariah	F	7	USA	17:36.10	17:36.10
TRAVIS Brooke	M			35:41.70	18:06.00
CLARK Charlie	F			52:56.70	17:15.00
TEPPER Joey	M			1:10:27.20	17:30.00
CUNHA Ana Marcela	F	8	BRA	17:46.90	17:46.90
JUNGBLUT Viviane	M			36:33.70	18:47.00
MELECCHI Matheus	F			54:09.80	17:35.80
LOUREIRO Luiz Felipe	M			1:12:01.60	17:51.80
TIAN Muran	F	9	CHN	18:04.50	18:04.50
ZHANG Jinhou	M			35:39.30	17:34.80
WANG Kexin	F			54:45.40	19:06.10
LAN Tianchen	M			1:13:33.20	18:47.80
TSAO Jun-Yan	F	10	TPE	17:29.60	17:29.60
LIN Jia-Shien	M			37:07.00	19:37.40
TENG Yu-Wen	F			56:34.50	19:27.50
CHO Cheng-Chi	M			1:14:57.00	18:22.50
FEDOTOVA Mariya	F	11	KAZ	18:10.00	18:10.00
PUSHKO Darya	M			38:12.50	20:02.50
BALABEK Galymzhan	F			56:48.70	18:36.20
CHEREPANOV Lev	M			1:15:00.20	18:11.50
CALDWELL Matthew	F	12	RSA	17:23.40	17:23.40
DE JAGER Amica	M			37:01.10	19:37.70
JONES Kellen	F			56:09.90	19:08.80
VAN RENSBURG	M			1:15:25.20	19:15.30
MARTINEZ Danna	F	13	ECU	18:48.60	18:48.60
ENDERICA SALGADO Esteban	M			36:59.70	18:11.10
ABAD Ana	F			57:05.50	20:05.80
FARINANGO David	M			1:15:30.60	18:25.10
LIEW Li-Shan Chantal	F	14	SGP	18:12.60	18:12.60



# WORLD AQUATICS CHAMPIONSHIPS

SINGAPORE 2025

LUKASEVITS Artyom	M			36:48.20	18:35.60
ONA Kate	F			56:40.60	19:52.40
PANG Russel	M			1:15:39.00	18:58.40
ERCAN Atakan	F	15	TUR	17:23.60	17:23.60
INAL Su	M			37:00.60	19:37.00
SADE Selinnur	F			57:05.60	20:05.00
ZEYTINOGLU Emre Sarp	M			1:15:42.80	18:37.20
OBELE CISNEROS Diego	F	16	MEX	17:47.70	17:47.70
GUERRERO CHO Sharon	M			37:11.60	19:23.90
GONZALEZ TORRES Alan	F			55:48.90	18:37.30
ALANIS HERNANDEZ Paulina	M			1:15:54.30	20:05.40
OH Sebeom	F	17	KOR	17:25.10	17:25.10
PARK Jaehun	M			34:56.70	17:31.60
KIM Sueah	F			55:23.80	20:27.10
HWANG Jiyeon	M			1:16:01.00	20:37.20
THAMMANANTHACHOTE Rattawit	F	18	THA	17:05.80	17:05.80
KWANMUANG Kamonchanok	M			35:56.40	18:50.60
CHATWUTI Chonpasanop	F			57:04.00	21:07.60
JEAMPIRIYAKUL Nithikorn	M			1:16:37.30	19:33.30
SIN Chin Ting Keith	F	19	HKG	18:07.30	18:07.30
NIP Tsz Yin	M			38:08.80	20:01.50
LAM Pac Tung Nikita	F			58:36.20	20:27.40
CHAN Tsun Hin	M			1:18:48.60	20:12.40
HIREMAGALUR Prashans Manjunath	F	20	IND	18:02.00	18:02.00
SANDIP YADAV Diksha	M			39:03.80	21:01.80
MENON Meenakshi	F			1:00:30.60	21:26.80
PAL Army	M			1:20:59.80	20:29.20
ESSLINGER Nico	F	21	NAM	17:47.40	17:47.40
WESTERDUIN Reza	M			38:58.40	21:11.00
BERGH Madison Sara	F			1:00:52.00	21:53.60
NELL Tristan Timothy	M			1:22:07.50	21:15.50
GANZORIGT Sugar	F	22	MGL	20:44.00	20:44.00
GONGOR Maidar	M			41:36.00	20:52.00
AMGALAN Altannar	F			1:06:26.90	24:50.90
TEMUUJIN Anungoo	M			1:31:48.70	25:21.80
BACHELANI Samir	F	23	KEN	22:19.70	22:19.70
JOSEPH Aryan Awe	M			46:12.90	23:53.20
MAWIRA Sera Makenna	F			1:12:48.80	26:35.90
BIANCHI Maria	M			1:37:42.70	24:53.90

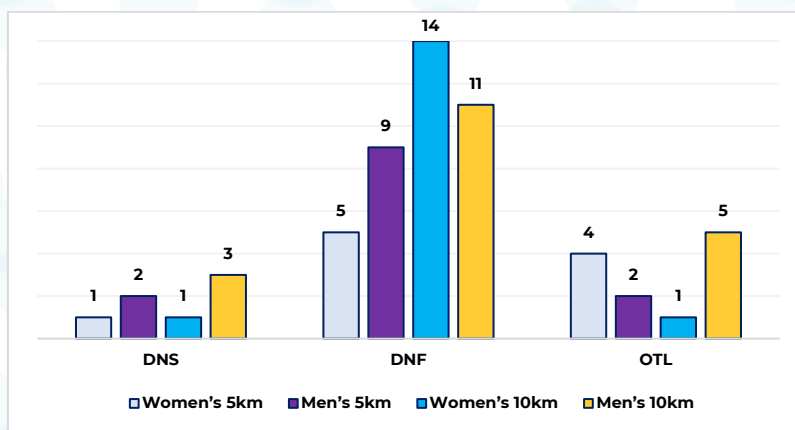


**WORLD AQUATICS  
CHAMPIONSHIPS  
SINGAPORE 2025**

Team (NF Code)	Time (rank)			
	Leg 1	Leg 2	Leg 3	Leg 4
Germany (GER)	17:27.10 (6)	16:53.20 (2)	18:00.80 (7)	16:52.00 (2)
Italy (ITA)	17:33.70 (9)	18:04.00 (7)	16:53.20 (1)	16:43.80 (3)
Hungary (HUN)	17:37.40 (11)	18:02.00 (6)	17:03.00 (2)	16:35.00 (1)
France (FRA)	17:29.10 (7)	16:49.00 (1)	18:12.00 (8)	17:29.00 (5)
Australia (AUS)	17:48.30 (15)	17:07.00 (3)	17:44.00 (6)	17:20.00 (4)
Neutral Athletes B (NAB)	17:24.80 (4)	18:13.00 (10)	17:12.00 (3)	17:34.00 (7)
United States of America (USA)	17:36.10 (10)	18:06.00 (8)	17:15.00 (4)	17:30.00 (6)
Brazil (BRA)	17:46.90 (12)	18:47.00 (12)	17:35.80 (5)	17:51.80 (8)
People's Republic of China (CHN)	18:04.50 (17)	17:34.80 (5)	19:06.10 (11)	18:47.80 (13)
Chinese Taipei (TPE)	17:29.60 (8)	19:37.40 (16)	19:27.50 (13)	18:22.50 (10)
Kazakhstan (KAZ)	18:10.00 (19)	20:02.50 (19)	18:36.20 (9)	18:11.50 (9)
South Africa (RSA)	17:23.40 (2)	19:37.70 (17)	19:08.80 (12)	19:15.30 (15)
Ecuador (ECU)	18:48.60 (21)	18:11.10 (9)	20:05.80 (16)	18:25.10 (11)
Singapore (SGP)	18:12.60 (20)	18:35.60 (11)	19:52.40 (14)	18:58.40 (14)
Türkiye (TUR)	17:23.60 (3)	19:37.00 (15)	20:05.00 (15)	18:37.20 (12)
Mexico (MEX)	17:47.70 (14)	19:23.90 (14)	18:37.30 (10)	20:05.40 (17)
Republic of Korea (KOR)	17:25.10 (5)	17:31.60 (4)	20:27.10 (17)	20:37.20 (20)
Thailand (THA)	17:05.80 (1)	18:50.60 (13)	21:07.60 (19)	19:33.30 (16)
Hong Kong, China (HKG)	18:07.30 (18)	20:01.50 (18)	20:27.40 (18)	20:12.40 (18)
India (IND)	18:02.00 (16)	21:01.80 (21)	21:26.80 (20)	20:29.20 (19)
Namibia (NAM)	17:47.40 (13)	21:11.00 (22)	21:53.60 (22)	21:15.50 (21)
Mongolia (MGL)	20:44.00 (22)	20:52.00 (20)	24:50.90 (23)	25:21.80 (23)
Kenya (KEN)	22:19.70 (23)	23:53.20 (23)	26:35.90 (24)	24:53.90 (22)

**D.2. Invalid Results Marks**

Event	Invalid Results Mark (number of athletes)				
	DNS	DNF		OTL	
Women's 5km	1	5	1x Split 2 1x Split 3	3x Split 5	4
Men's 5km	2	9	1x Split 1 1x Split 2 2x Split 3	1x Split 4 4x Split 5	2
Women's 10km	1	14	1x Split 3 2x Split 4 2x Split 5	5x Split 6 2x Split 7 1x Split 8 1x Split 10	1
Men's 10km	3	11	1x Split 2 1x Split 3 3x Split 4	2x Split 5 2x Split 6 2x Split 7	5



## CHAPTER E – World Ranking variation

The following tabs show the final World Ranking per athlete, after the World Aquatics Championships – Singapore 2025, compared to the previous World Ranking before the mentioned competition.

### 1. Women

Name (NF)	Current Rank	Previous Rank	Gain / Loss
JOHNSON Moesha (AUS)	1	4	↑ 3
TADDEUCCI Ginevra (ITA)	2	6	↑ 4
CUNHA Ana Marcela (BRA)	3	1	↓ 2
POU Lisa (MON)	4	14	↑ 10
DE VALDES Maria (ESP)	5	18	↑ 13
FABIAN Bettina (HUN)	6	3	↓ 3
KAJIMOTO Ichika (JPN)	7	24	↑ 17
JOUISSE Caroline Laure (FRA)	8	5	↓ 3
JUNGBLUT Viviane (BRA)	9	9	=
DENIGAN Mariah (USA)	10	12	↑ 2
MARTINEZ GUILLEN Angela (ESP)	11	10	↓ 1
ROSA Mafalda (POR)	12	17	↑ 5
SPIWOKS Jeannette (GER)	13	15	↑ 2
GABBRIELLESCHI Giulia (ITA)	14	13	↓ 1
VAN ROUWENDAAL Sharon (NED)	15	2	↓ 13
GUBECKA Chelsea (AUS)	16	19	↑ 3
DELACROIX Ines (FRA)	17	32	↑ 15
MIHALYVARI-FARKAS Viktoria (HUN)	18	52	↑ 34
BECK Leonie (GER)	19	7	↓ 12
CASSIGNOL Oceane (FRA)	20	11	↓ 9

**2. Men**

<b>Name (NF)</b>	<b>Current Rank</b>	<b>Previous Rank</b>	<b>Gain / Loss</b>
BETLEHEM David (HUN)	1	5	↑ 4
WELLBROCK Florian (GER)	2	6	↑ 4
RASOVSKY Kristof (HUN)	3	1	↓ 2
KLEMET Oliver (GER)	4	3	↓ 1
PALTRINIERI Gregorio (ITA)	5	10	↑ 5
OLIVIER Marc-Antoine (FRA)	6	4	↓ 2
LEE Kyle (AUS)	7	16	↑ 9
KYNIGAKIS Athanasios (GRE)	8	9	↑ 1
STRAKA Martin (CZE)	9	14	↑ 5
FONTAINE Logan (FRA)	10	2	↓ 8
FARINANGO David (ECU)	11	12	↑ 1
SCHREIBER Christian (SUI)	12	19	↑ 7
SLOMAN Nicholas (AUS)	13	13	=
PARDOE Hector (GBR)	14	8	↓ 6
WOZNIAK Piotr (POL)	15	25	↑ 10
FILADELLI Andrea (ITA)	16	20	↑ 4
PUSKOVITCH Ivan (USA)	17	23	↑ 6
DE FREITAS MELECCHI Matheus (BRA)	18	31	↑ 13
VANHUYS Logan (BEL)	19	17	↓ 2
SANTOS CARDOS Diogo (POR)	20	28	↑ 8